

JSE SENS Replacement Project

User Registration and Management training



let's connect

Agenda



SENS Roles

User Registration Process

Help File and Training Material

Next steps


System demo

SENS Roles



SENS Role	Description	Who needs this role
User Access Administrator	This user can register new users for their company and update / deactivate existing users . Every sponsor and issuer company will need at least one user with this role.	User from sponsor companies and issuer companies
Sponsor Submitter	This role can be allocated to users at a sponsor company and allows them to create, submit, rework, correct and retract announcements on behalf of their linked Issuers. They do not need to be linked to each of their issuers individually. The system will automatically display all their issuers because they are linked to the sponsor company	Only users who work for sponsor companies
Issuer who can approve Sponsor Relationships	Every Issuer company will need at least one person with this role. This person will review and attest their linked Sponsors , who can submit on their company's behalf. This person can also add and manage temporary Authorised Sponsors who can act on their company's behalf.	All Issuer companies
Issuer Submitter	This is a special role that can only be allocated by the JSE. This role links submitters directly to Issuer companies to cater for specific scenarios	Specific users who submit on behalf of certain issuers e.g. the NSX.
Regulatory Submitter	This role is reserved for regulatory bodies and can only be allocated by the JSE	Regulatory bodies who submit announcements


Access Principles



Sponsor Submitters will automatically see all the Issuers linked to their sponsor company. Not linked directly to Issuers



Sponsors linked to a dual listed company will be able to select both the JSE and NSX Issuer roles. No need to link sponsor users to NSX

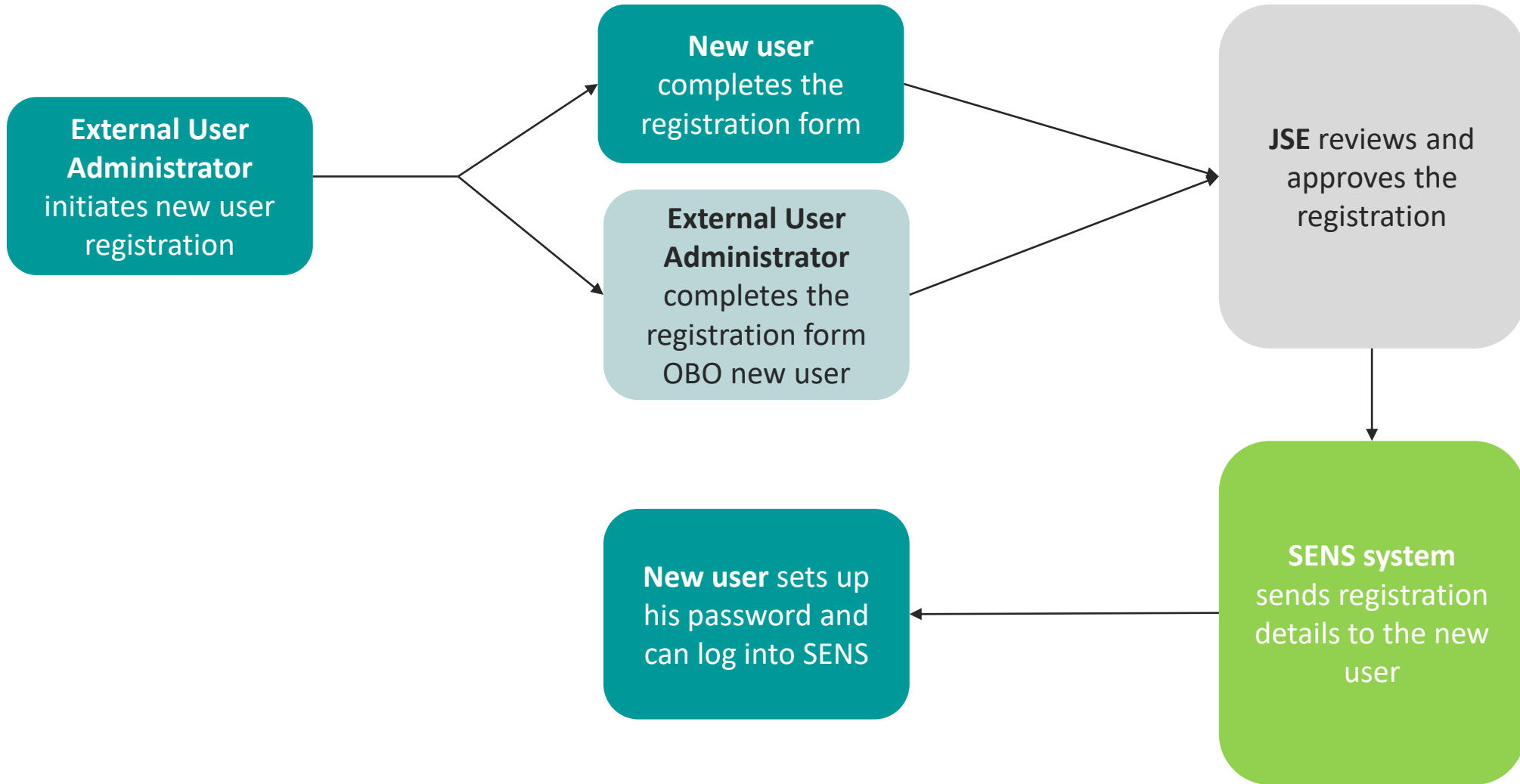


All the submitters linked to a specific Company role will see each other's announcements

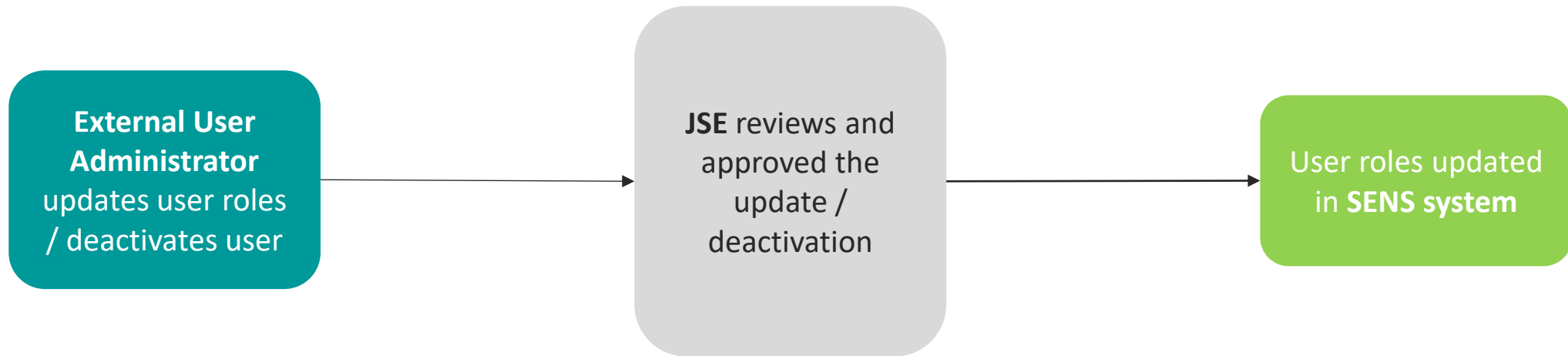


Issuer Submitters will only see the companies they are directly linked to as Issuer Submitters

User Registration process



User Management process



Getting Help



JSE

Kindly provide your email address.

Email:

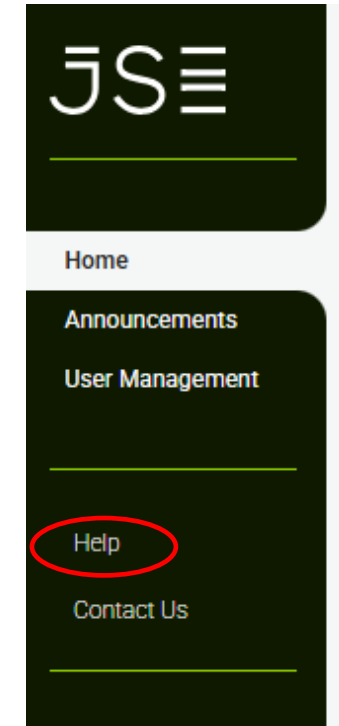
Enter email address

Continue

Contact Us

Need Help?

Guidance document specifically related to logging into the system, accessible from the log-in page



Detailed **Help file** accessible from within the system. Step-by-step instructions and explanations of all system functionality

All documentation, videos and training recordings available at <https://clientportal.jse.co.za/technical-library/sens-project>



Next steps

Important: Submitters that need to test on 11 July are being prioritized in the next 2 weeks



The **JSE** will create at least one of the requested **User Access Administrators** for each company



User Access Administrators must register the **other users** for their company in our pre-prod environment. **The link will be shared on Tuesday, 30 June**



Submitters who will test on **11 July** must please test that they can successfully log in before the dress rehearsal day



The **JSE** will create **all the requested roles** for each of the remaining companies (all issuers)



All users must test their **access** to the system. Users will also be able to do some **functional testing** in the pre-prod environment (excl. announcement dissemination)



All submitters by **29 June**



Register all by **10 July**



Test by **10 July**



By **13 July**



13 July – 31 July

JSE

let's connect

Thank you

JSE

let's connect